


H13H SERIES

1.25mm PITCH WIRE TO BOARD CONNECTOR



Specifications

Current rating: 1A AC,DC

Voltage rating: 100V AC,DC

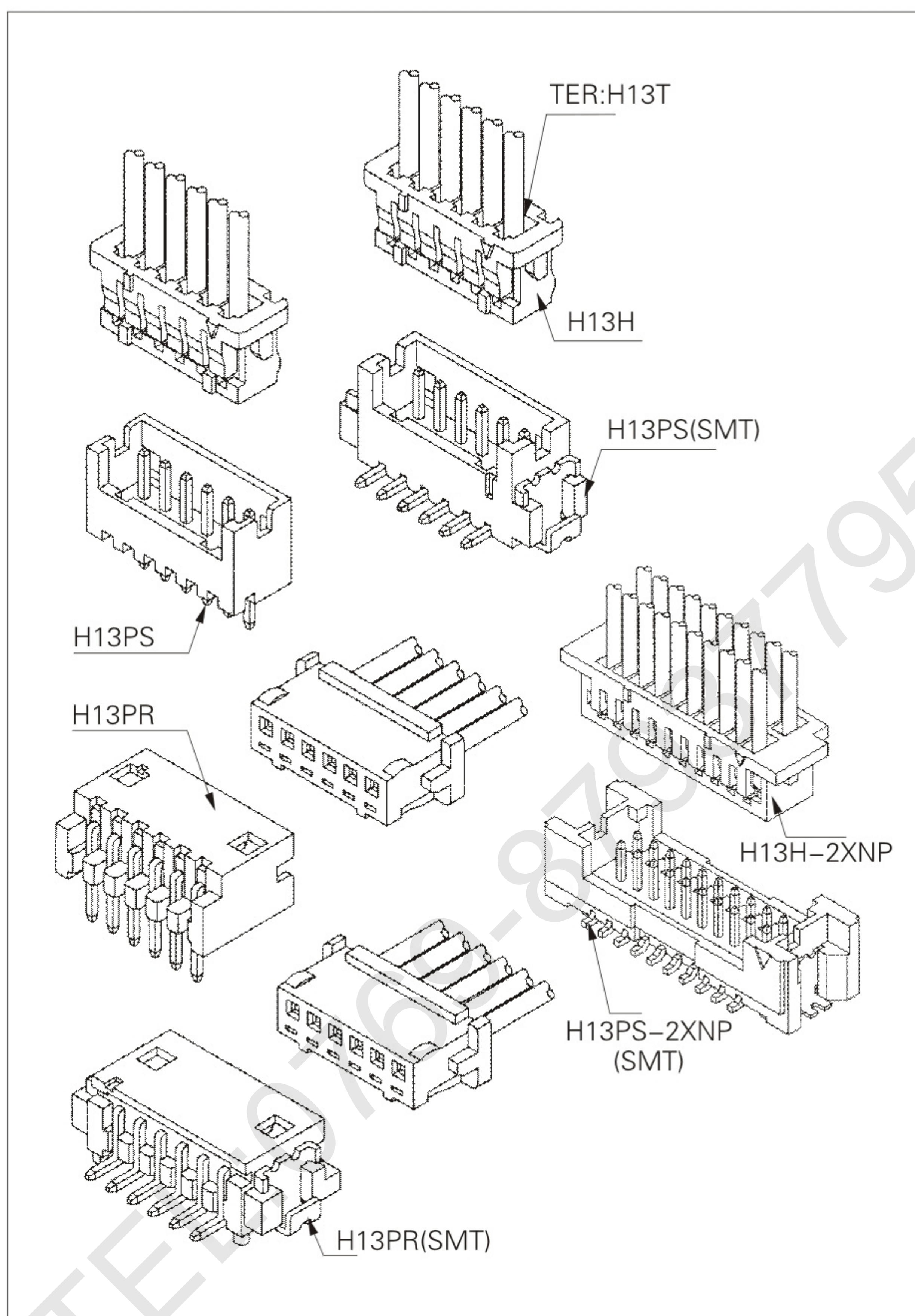
Temperature range: -25°C~+85°C

Contact resistance: 20mΩ Max.

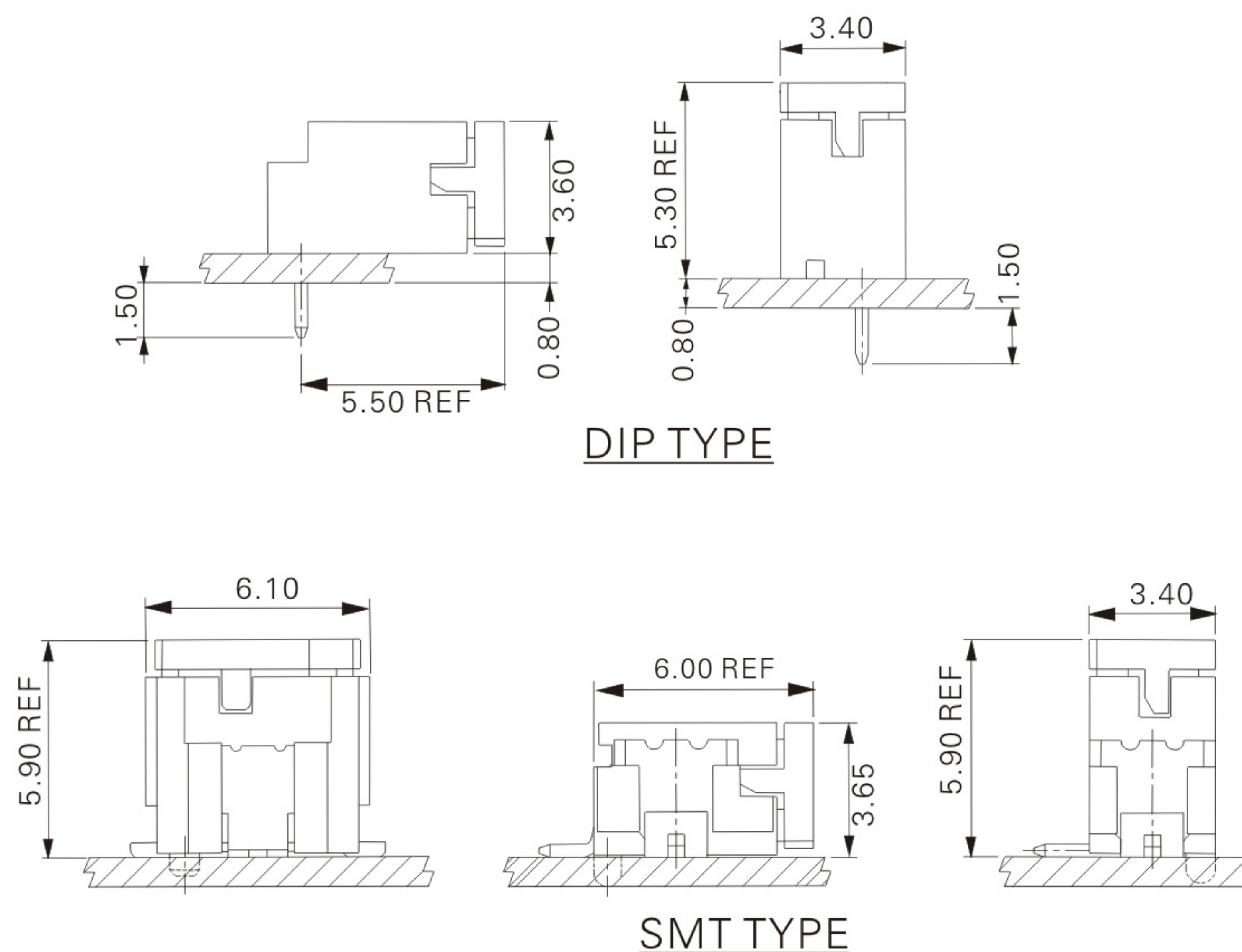
Insulation resistance: 500MΩ Min.

Withstanding voltage: 500V AC/minute

Applicable wire: AWG#26-#30



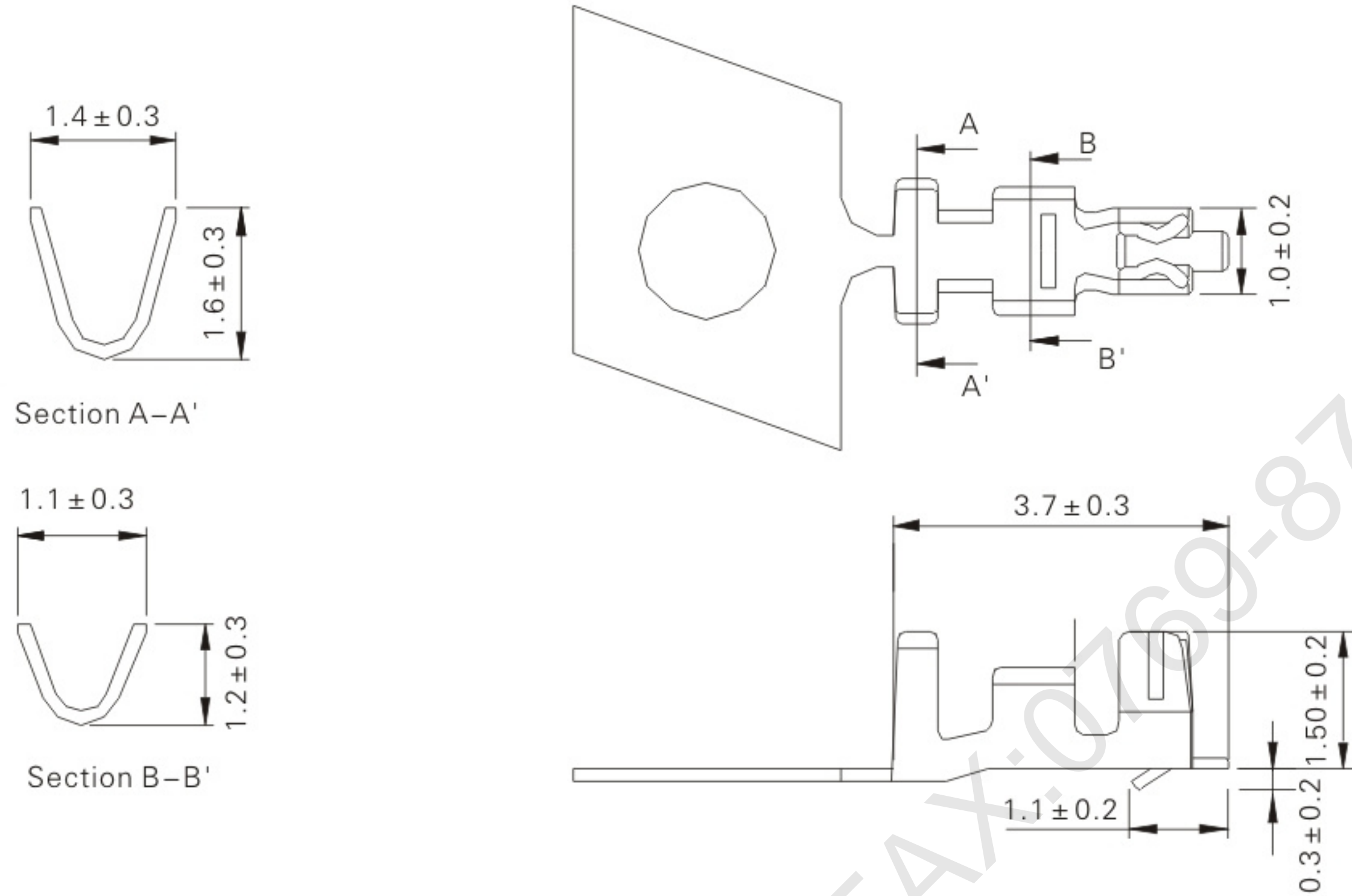
Assembly layout



H13-T (1.25mm pitch crimp terminal)

Reference Informations:

*Used in H13H series Housing



Ordering Information & Specifications

Unit: mm

Part No.	Wire Range	Insulation O.D.	Material	Finish	Qty/reel
H13P-2	AWG#26-#30	1.00mm(max)	Phosphor Bronze	Tin-plated	15,000pcs
H13P-00				Gold -flash	

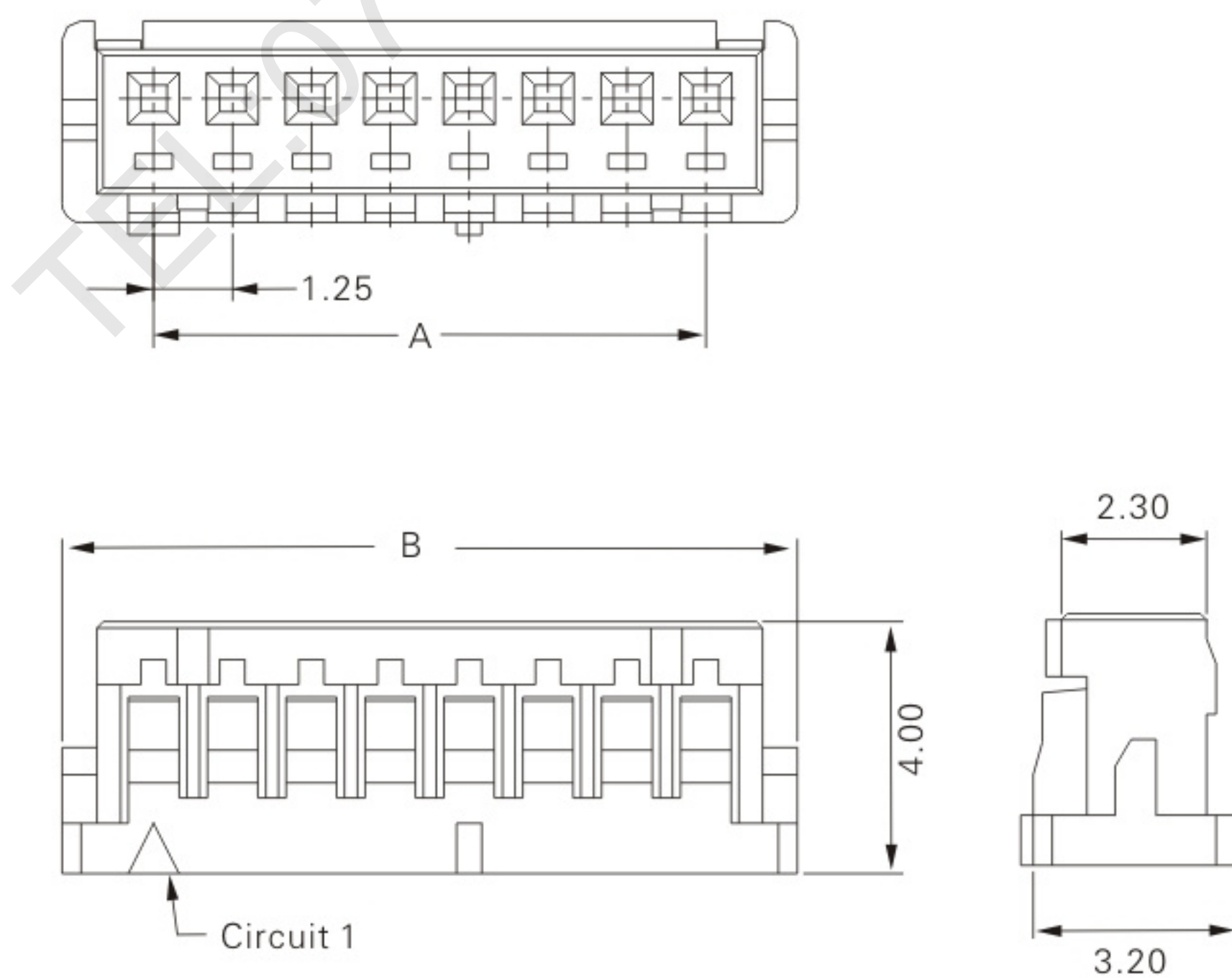
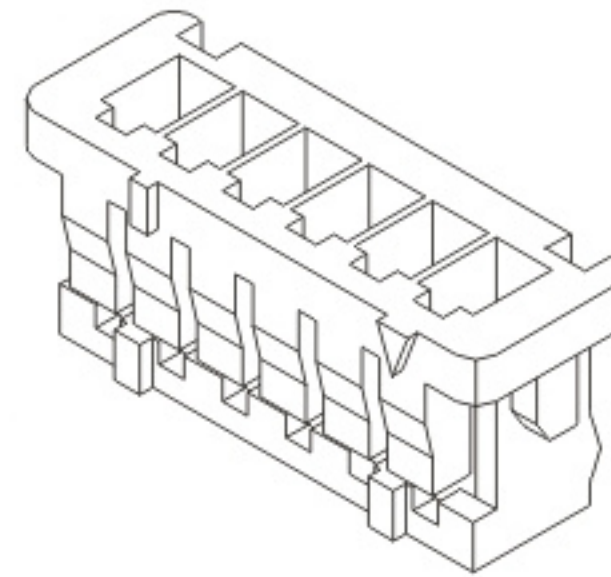
H13H-NP (1.25mm pitch single row housing)

Reference Informations:

*Material: Nylon 66, UL94V-0

*Suitable H13-T series Terminal

*Mates with H13PR H13PS series single row Wafer



Ordering Information & Dimensions

Circuits	Part No.	DIM.(mm)	
		A	B
02	H13H-02P	1.25	4.15
03	H13H-03P	2.50	5.40
04	H13H-04P	3.75	6.65
05	H13H-05P	5.00	7.90
06	H13H-06P	6.25	9.15
07	H13H-07P	7.50	10.40
08	H13H-08P	8.75	11.65
09	H13H-09P	10.00	12.90
10	H13H-10P	11.25	14.15
11	H13H-11P	12.50	15.40
12	H13H-12P	13.75	16.65
13	H13H-13P	15.00	17.90
14	H13H-14P	16.25	19.15
15	H13H-15P	17.50	20.40

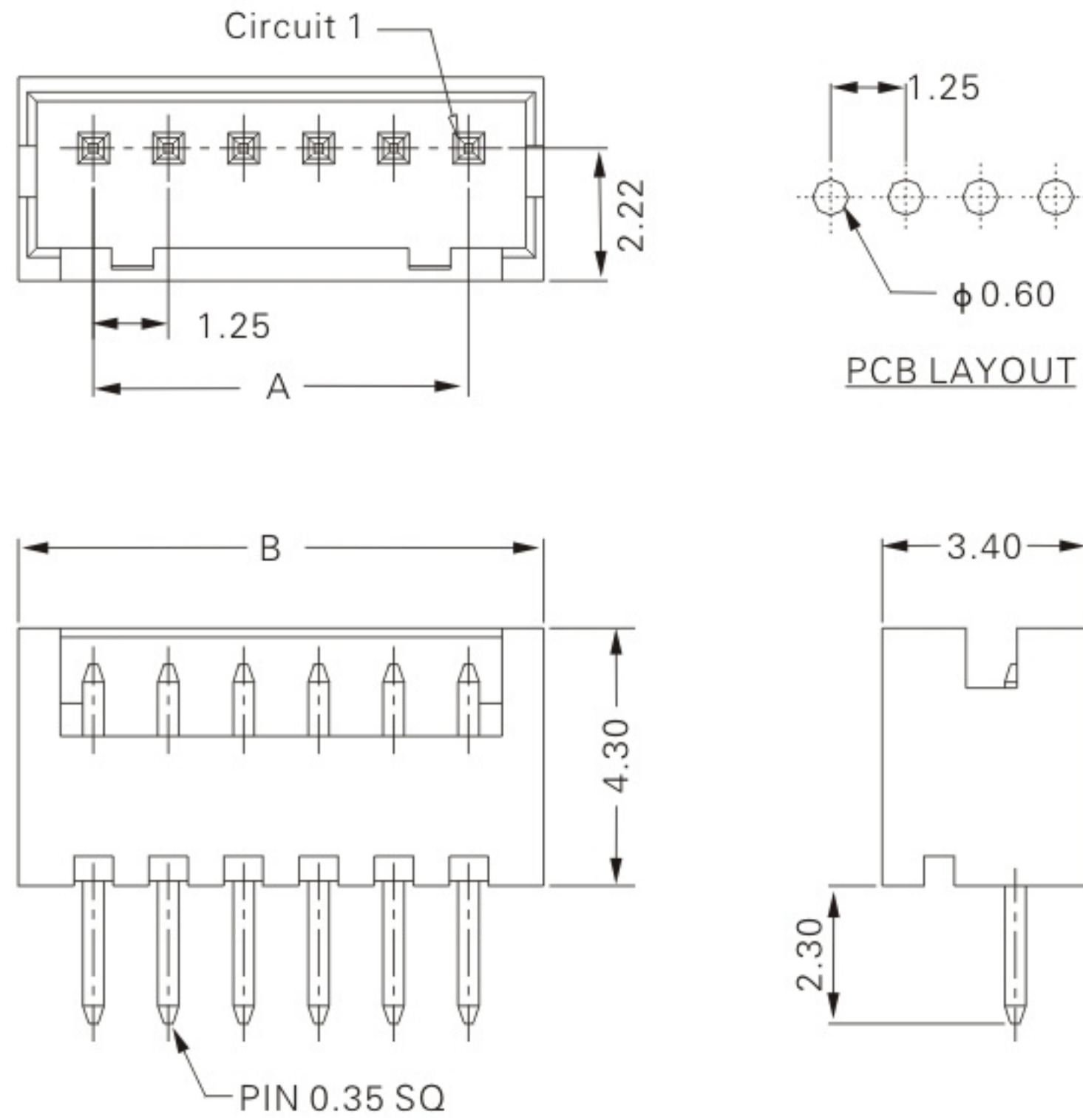
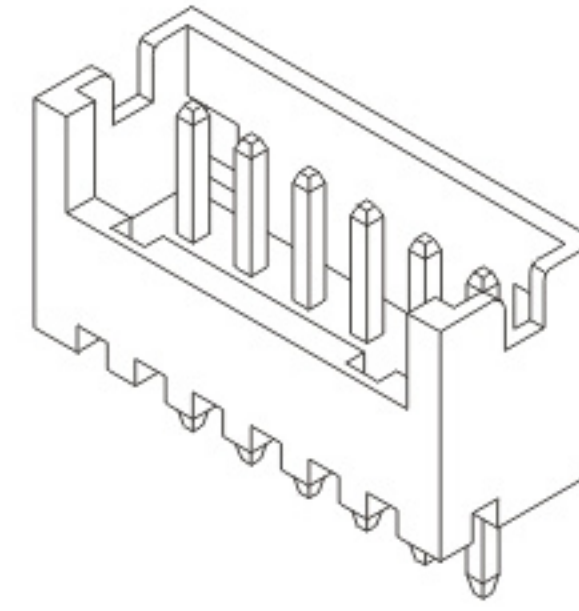
H13PS-NP (1.25mm pitch 180° single row wafer)

Reference Informations:

*Material: Pin: Brass/Tin-plated

Wafer: Nylon 66,UL94V-0

*Maters with H13H series single row Housing



Ordering Information & Dimensions

Circuits	Part No.	DIM.(mm)	
		A	B
02	H13PS-02P	1.25	3.75
03	H13PS-03P	2.50	5.00
04	H13PS-04P	3.75	6.25
05	H13PS-05P	5.00	7.50
06	H13PS-06P	6.25	8.75
07	H13PS-07P	7.50	10.00
08	H13PS-08P	8.75	12.50
09	H13PS-09P	10.00	11.25
10	H13PS-10P	11.25	13.75
11	H13PS-11P	12.50	15.00
12	H13PS-12P	13.75	16.25
13	H13PS-13P	15.00	17.50
14	H13PS-14P	16.25	18.75
15	H13PS-15P	17.50	20.00

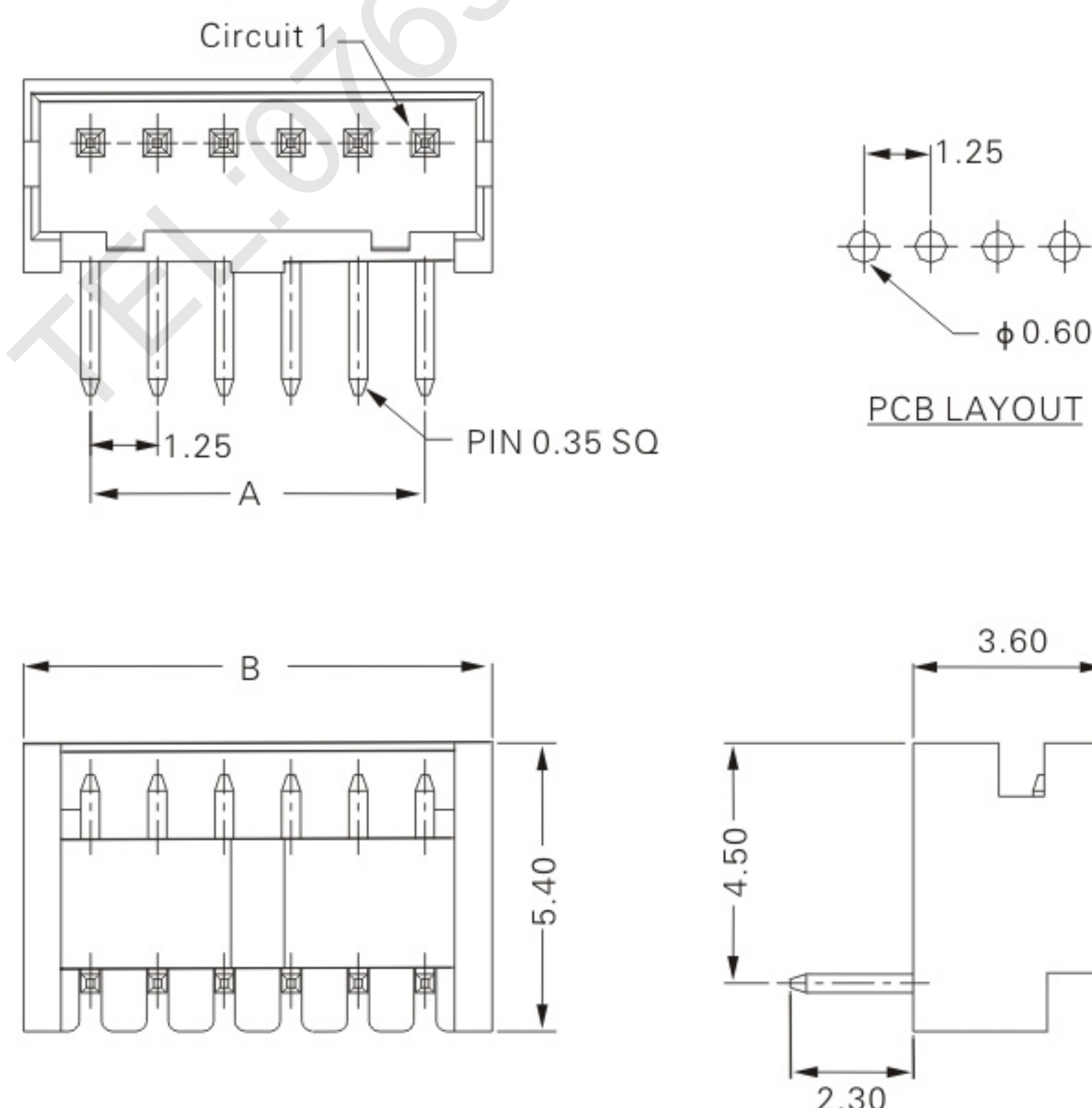
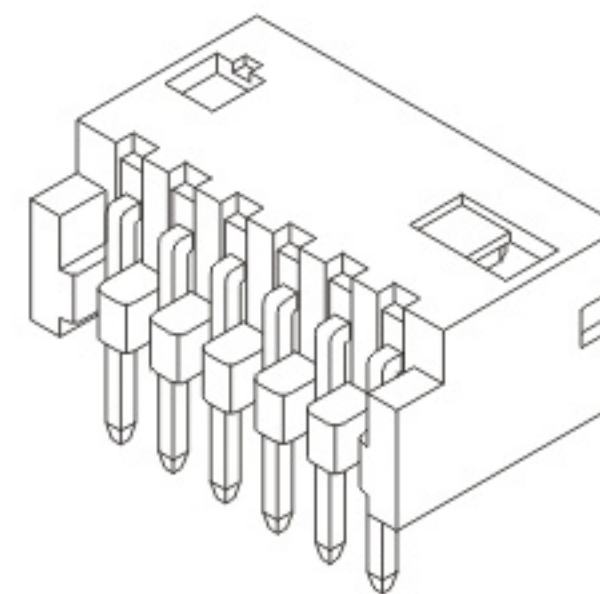
H13PR-NP (1.25mm pitch 90° single row wafer)

Reference Informations:

*Material: Pin: Brass/Tin-plated

Wafer: Nylon 66,UL94V-0

*Maters with H13H series single row Housing



Ordering Information & Dimensions

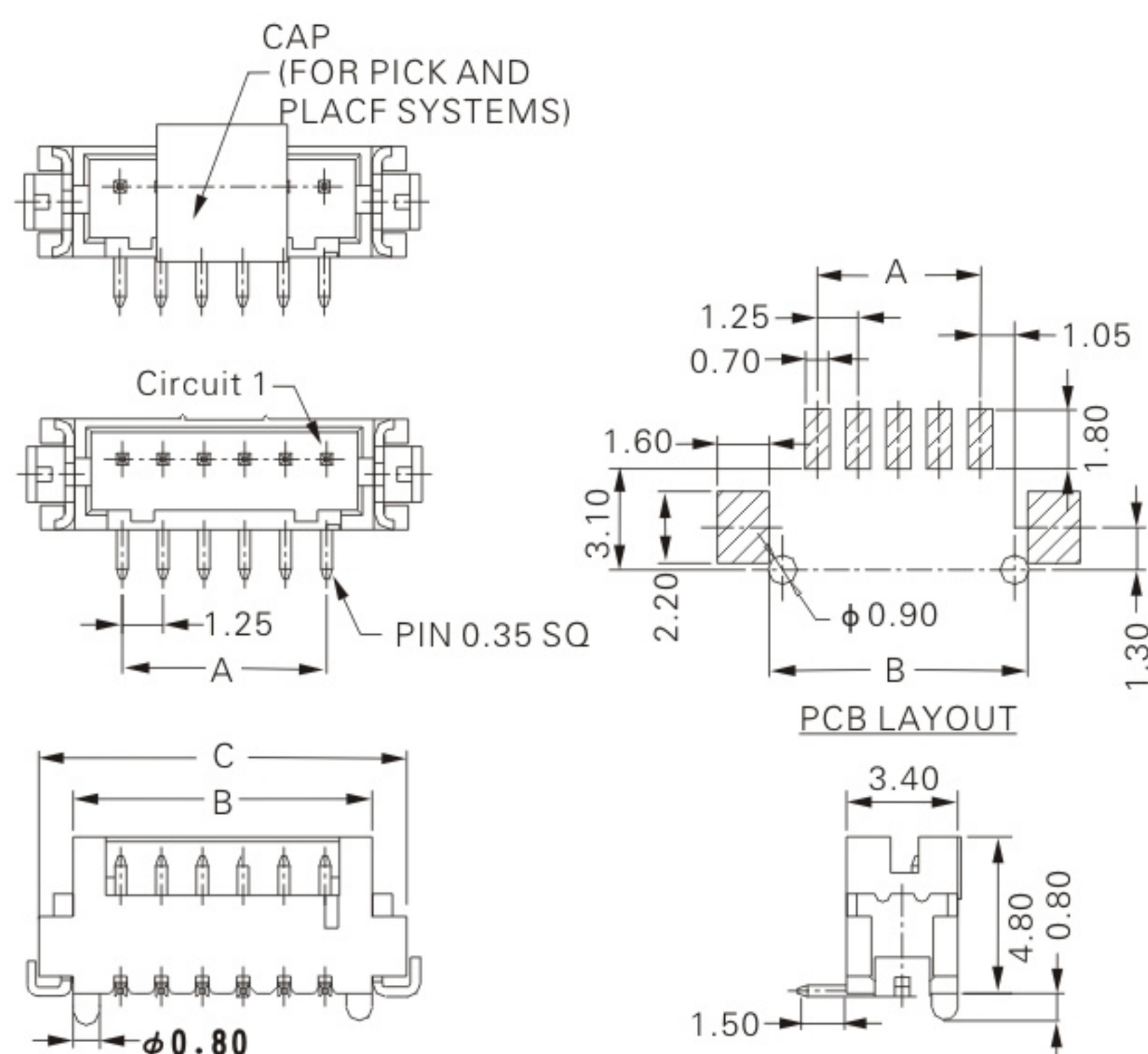
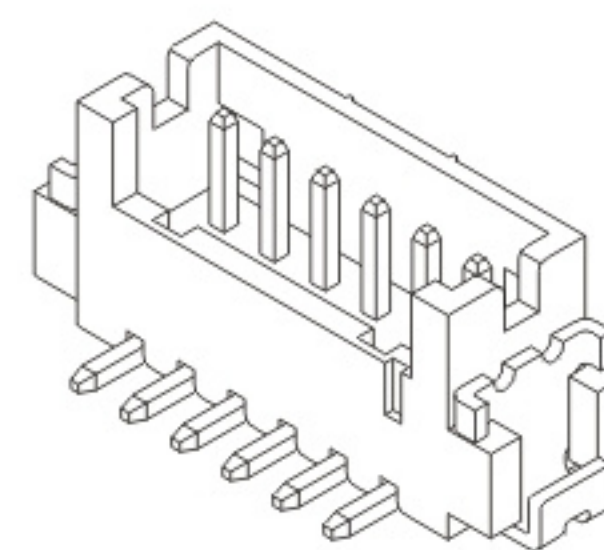
Circuits	Part No.	DIM.(mm)	
		A	B
02	H13PR-02P	1.25	3.75
03	H13PR-03P	2.50	5.00
04	H13PR-04P	3.75	6.25
05	H13PR-05P	5.00	7.50
06	H13PR-06P	6.25	8.75
07	H13PR-07P	7.50	10.00
08	H13PR-08P	8.75	11.25
09	H13PR-09P	10.00	12.50
10	H13PR-10P	11.25	13.75
11	H13PR-11P	12.50	15.00
12	H13PR-12P	13.75	16.25
13	H13PR-13P	15.00	17.50
14	H13PR-14P	16.25	18.75
15	H13PR-15P	17.50	20.00

H13PS-NP-SMT (1.25mm pitch 180° single row wafer with boss-SMT TYPE)

Reference Informations:

- *Material: Pin: Brass/Gold flash
Solder Tabs: Phosphor Bronze/Tin-plated
Wafer: Nylon 6T,UL94V-0
Cap: Nylon 6T,UL94V-0

*Maters with H13H series Sirgle row Housing



Ordering Information & Dimensions

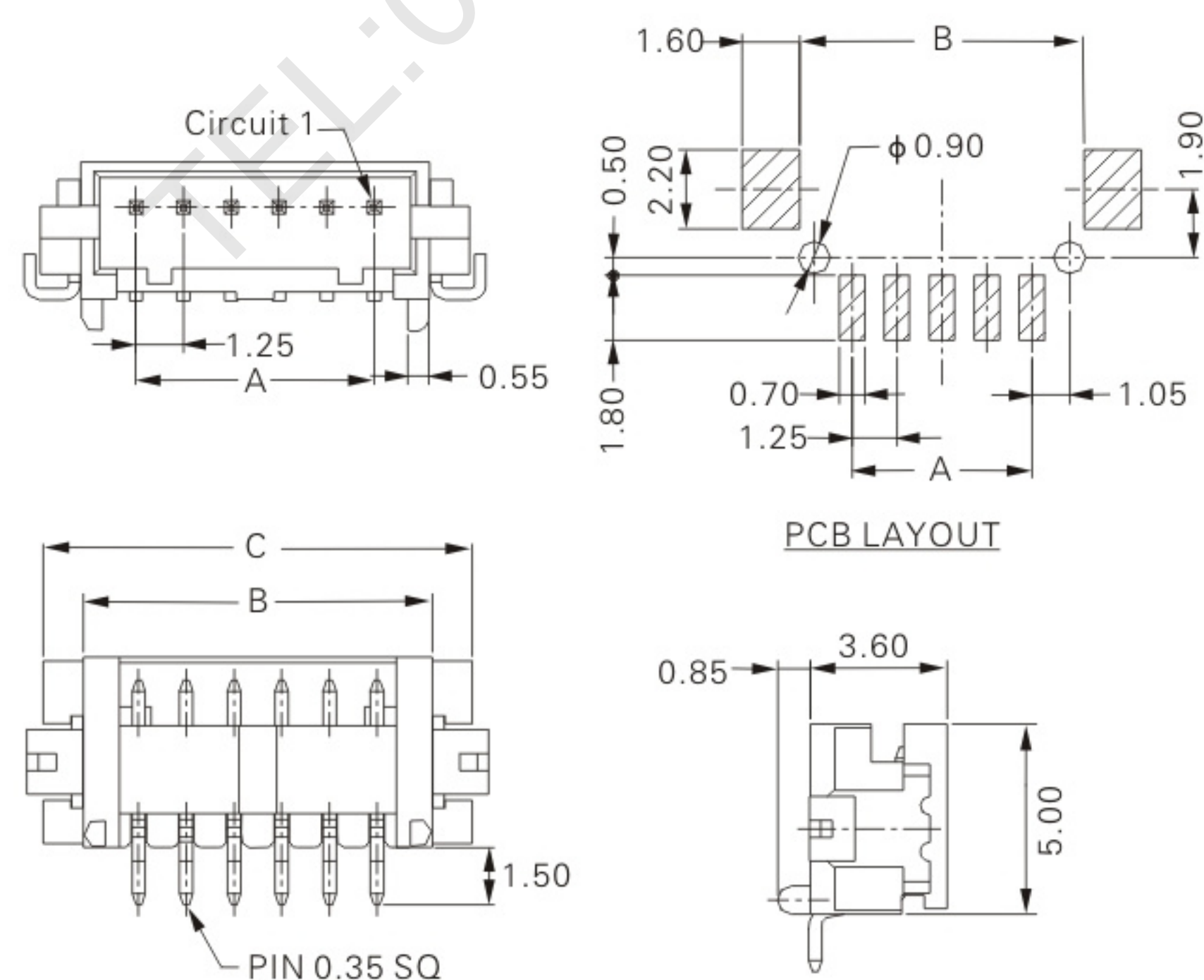
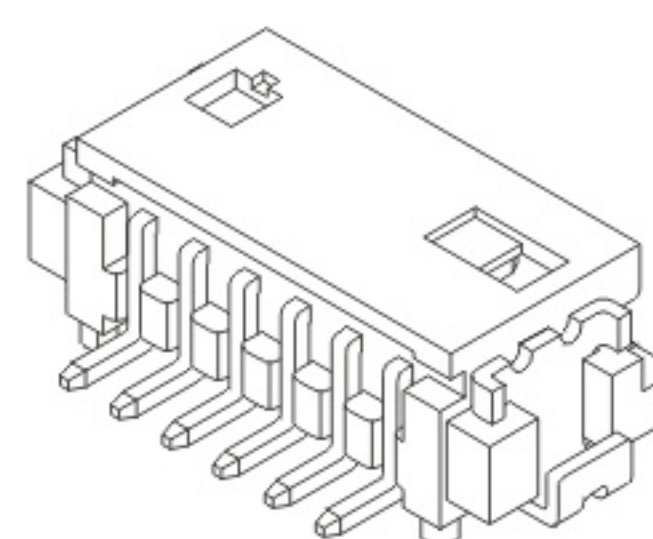
Circuits	Part No.	DIM.(mm)		
		A	B	C
02	H13PS-02P-SMT	1.25	4.15	6.25
03	H13PS-03P-SMT	2.50	5.40	7.50
04	H13PS-04P-SMT	3.75	6.65	8.75
05	H13PS-05P-SMT	5.00	7.90	10.00
06	H13PS-06P-SMT	6.25	9.15	11.25
07	H13PS-07P-SMT	7.50	10.40	12.50
08	H13PS-08P-SMT	8.75	11.65	13.75
09	H13PS-09P-SMT	10.00	12.90	15.00
10	H13PS-10P-SMT	11.25	14.15	16.25
11	H13PS-11P-SMT	12.50	15.40	17.50
12	H13PS-12P-SMT	13.75	16.65	18.75
13	H13PS-13P-SMT	15.00	17.90	20.00
14	H13PS-14P-SMT	16.25	19.15	21.25
15	H13PS-15P-SMT	17.50	20.40	22.50

H13PR-NP-SMT (1.25mm pitch 90° single row wafer with boss-SMT TYPE)

Reference Informations:

- *Material: Pin: Brass/Gold flash
Solder Tabs: Phosphor Bronze/Tin-plated
Wafer: Nylon 6T,UL94V-0
Cap: Nylon 6T,UL94V-0

*Maters with H13H series Sirgle row Housing



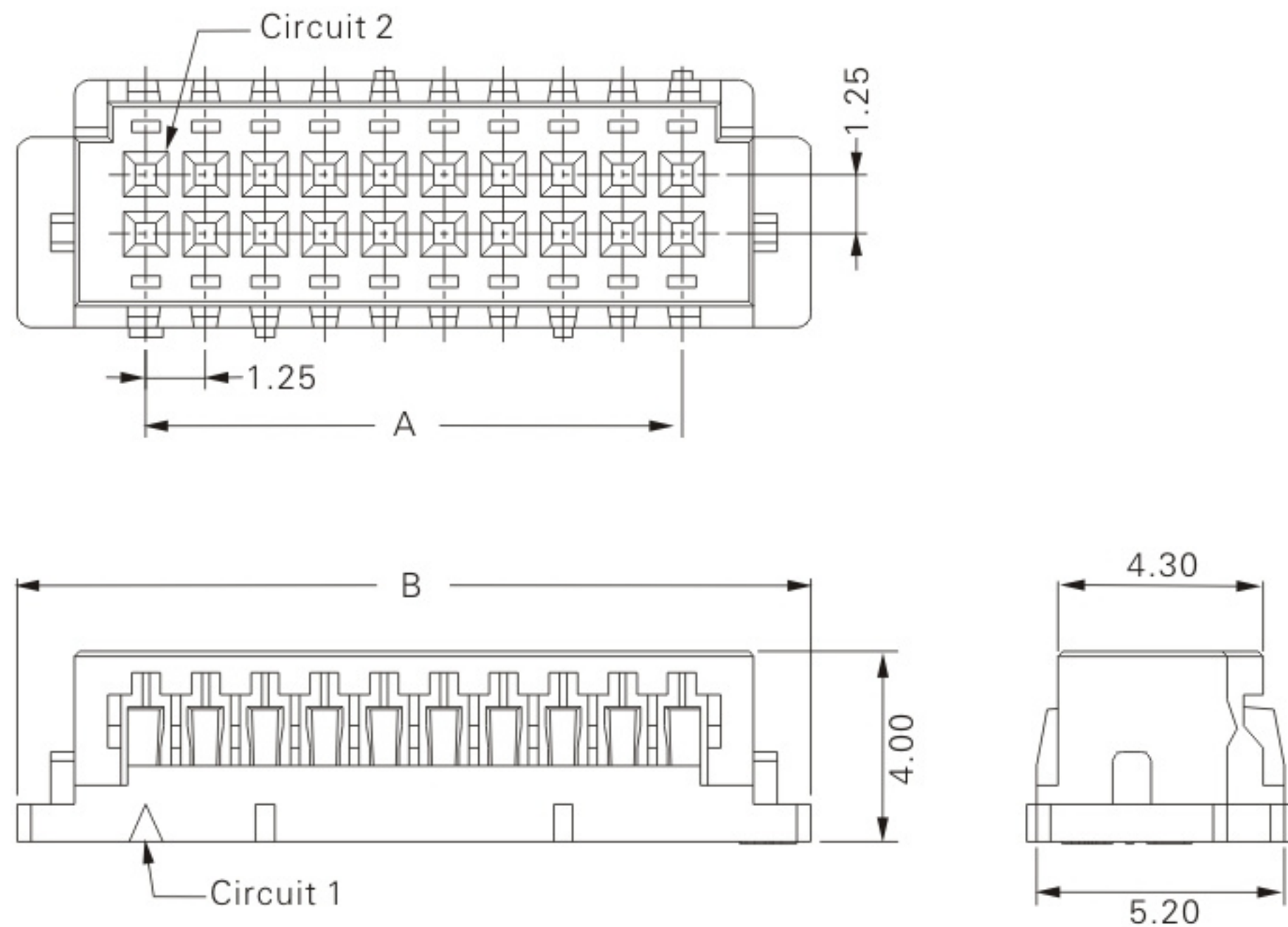
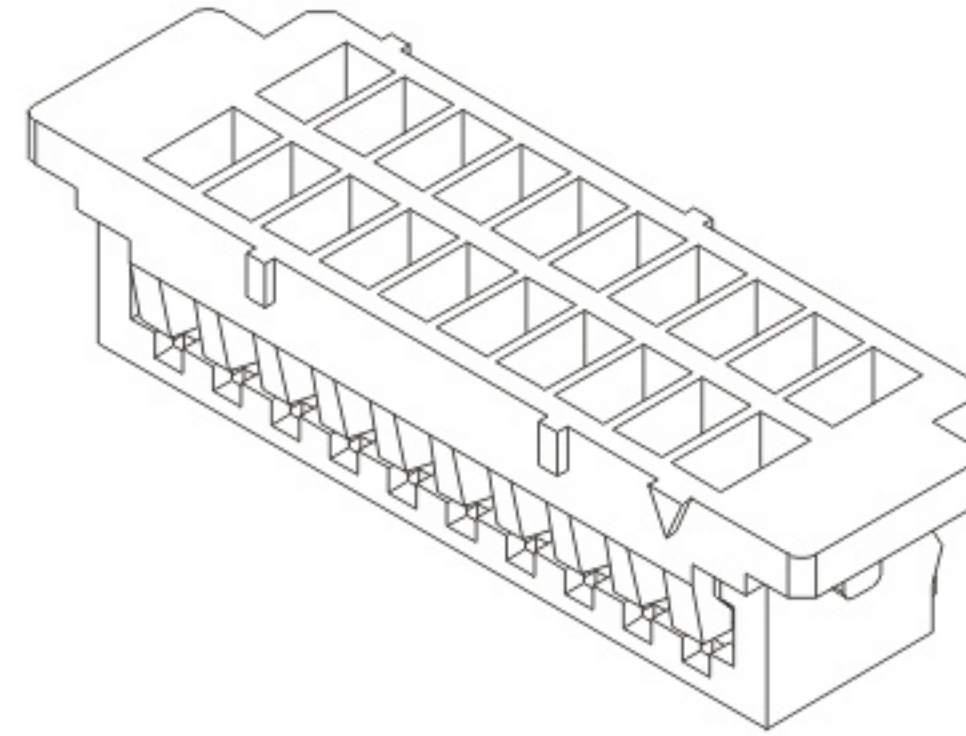
Ordering Information & Dimensions

Circuits	Part No.	DIM.(mm)		
		A	B	C
02	H13PR-02P-SMT	1.25	4.15	6.25
03	H13PR-03P-SMT	2.50	5.40	7.50
04	H13PR-04P-SMT	3.75	6.65	8.75
05	H13PR-05P-SMT	5.00	7.90	10.00
06	H13PR-06P-SMT	6.25	9.15	11.25
07	H13PR-07P-SMT	7.50	10.40	12.50
08	H13PR-08P-SMT	8.75	11.65	13.75
09	H13PR-09P-SMT	10.00	12.90	15.00
10	H13PR-10P-SMT	11.25	14.15	16.25
11	H13PR-11P-SMT	12.50	15.40	17.50
12	H13PR-12P-SMT	13.75	16.65	18.75
13	H13PR-13P-SMT	15.00	17.90	20.00
14	H13PR-14P-SMT	16.25	19.15	21.25
15	H13PR-15P-SMT	17.50	20.40	22.50

H13H-2XNP (1.25mm pitch dual row housing)

Reference Informations:

- *Material: Nylon 66,UL94V-0
- *Suitable H13-T series Terminal
- *Maters with H13PS series dual row Wafer



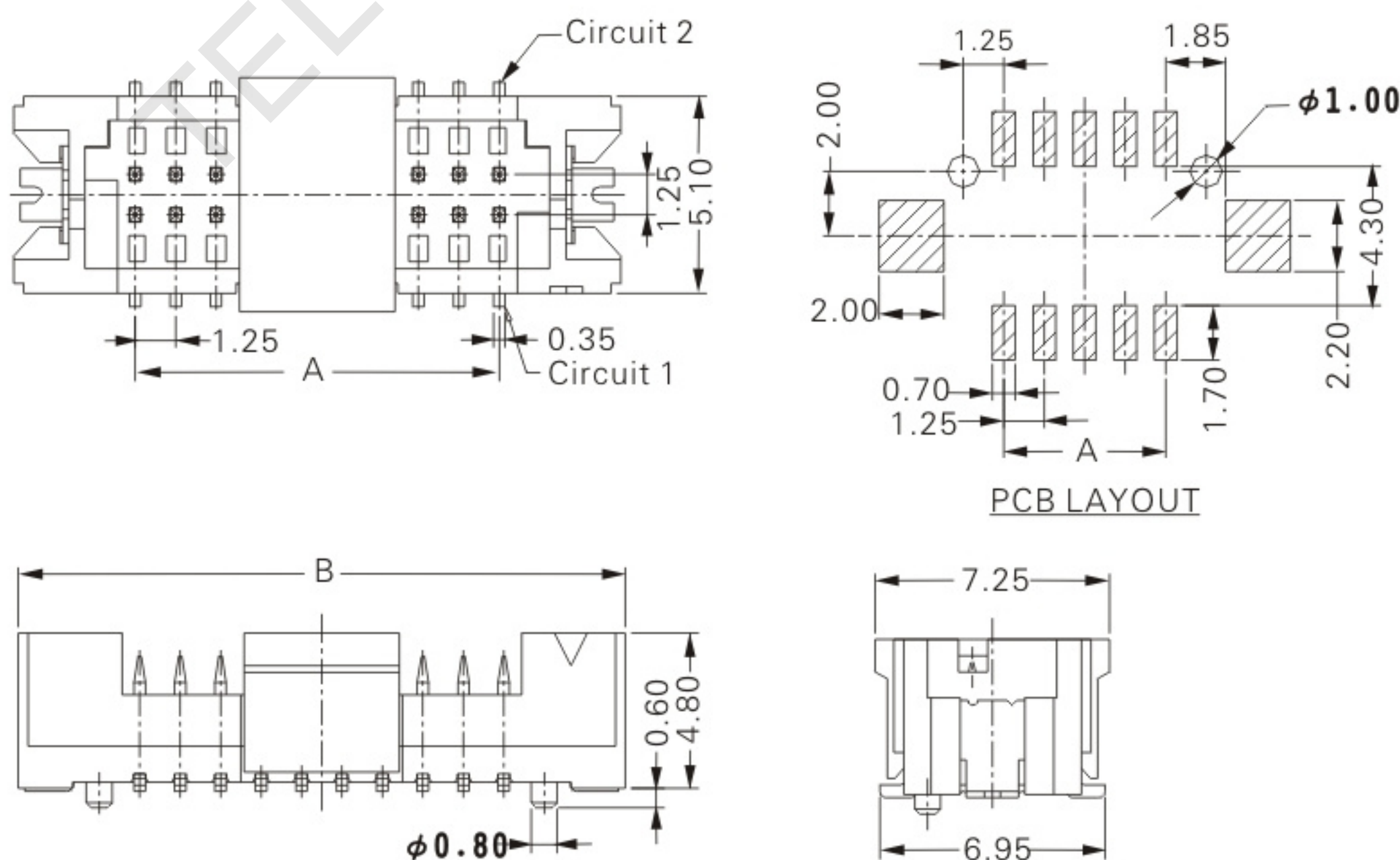
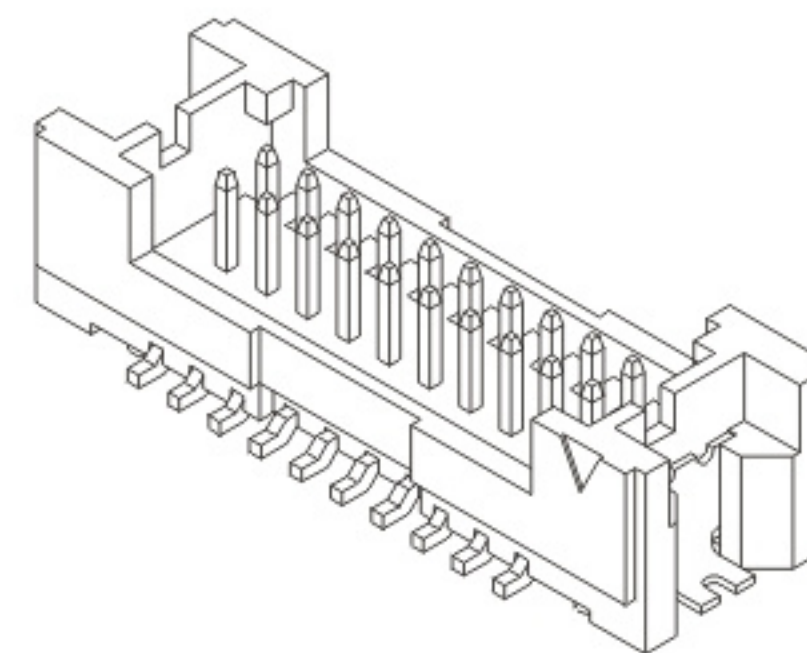
Ordering Information & Dimensions

Circuits	Part No.	DIM.(mm)	
		A	B
10	H13H-2X05P	5.00	10.40
12	H13H-2X06P	6.25	11.65
14	H13H-2X07P	7.50	12.90
20	H13H-2X10P	11.25	16.65
30	H13H-2X15P	17.50	22.90
36	H13H-2X18P	21.25	26.65
40	H13H-2X20P	23.75	29.15
42	H13H-2X21P	25.00	30.40
50	H13H-2X25P	30.00	35.40

H13PS-2XNP-SMT(双排) (1.25mm pitch 180° dual row wafer-SMT TYPE)

Reference Informations:

- *Material: Pin: Brass/Gold -flash
Solder Tabs: Brass/Tin-plated
Wafer: Nylon 6T,UL94V-0
Cap: Nylon 6T,UL94V-0
- *Maters with H13H series dual row Housing



Ordering Information & Dimensions

Circuits	Part No.	DIM.(mm)	
		A	B
10	H13PS-2X05P-SMT	5.00	12.50
14	H13PS-2X07P-SMT	7.50	15.00
20	H13PS-2X10P-SMT	11.25	18.75
30	H13PS-2X15P-SMT	17.50	25.00
40	H13PS-2X20P-SMT	23.75	31.25